



SWISS INNOVATION APPLIED TO BEAUTY



TEOSYAL

For a complete aesthetic
anti-aging program

— LABORATORIES —
TEOXANE
GENEVA

TEOSYAL

Combined aesthetic treatments

The practitioner plays a key role in recommending the aesthetic act. Maintenance and pre-treatment diagnosis are essential to offer the patient a long-term treatment plan adapted to their needs.



SCULPTING

with volumizing implants, easily modeling and with optimal durability.

- TEOSYAL® Ultimate
- TEOSYAL® Ultra Deep
- TEOSYAL® Kiss



CORRECTION

with filler products appropriate to every indication.

- TEOSYAL® Deep Lines
- TEOSYAL® Global Action
- TEOSYAL® First Lines

TEOXANE expertise: hyaluronic acid gels produced according to a patented process which guarantees optimal purity and resistance. Today, TEOXANE Laboratories are continuing their overall support and management procedure by offering complementary anti-aging treatments.



REDENSIFY

the dermis with an exclusive combination of hyaluronic acid with optimal spreading properties and a dermal restructuring complex

- TEOSYAL® Light Filling Redensity

CELL RENEWAL ACCELERATOR

with a glycolic acid peeling that improves skin's surface quality.

- TEOSYAL® Peeling



COSMETICS SKINCARE between each session

enriched in hyaluronic acid and complementary anti-aging active agents.

TEOSYAL® COSMECEUTICALS

Skin Renewal Program

COMPOSITION

Superficial glycolic acid peel.

Evolving percentages of glycolic acid:

- 20% AHA – pH 1,5
- 35% AHA – pH 1,2
- 50% AHA – pH 1,0
- 70% AHA – pH 0,5

GLOBAL EFFICACY

1 PEEL EFFICACY

Glycolic acid activates keratinocyte renewal.

2 RESTRUCTURING EFFICACY

Glycolic acid stimulates fibroblast activity to activate the synthesis of collagen, elastin and Glycosaminoglycans.



Clinical results

GLOBAL AND NATURAL FACIAL REJUVENATION

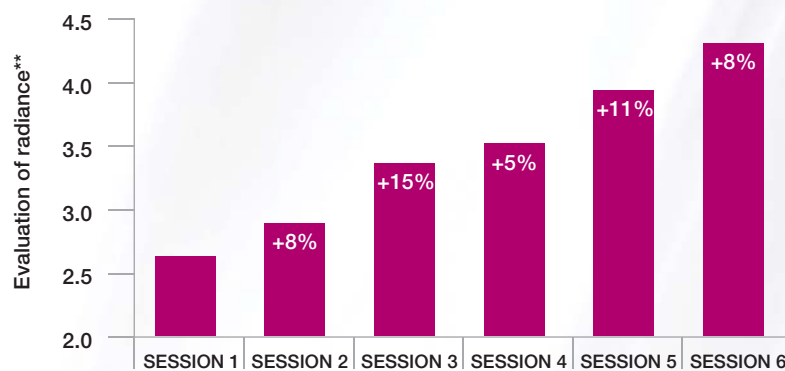


BEFORE

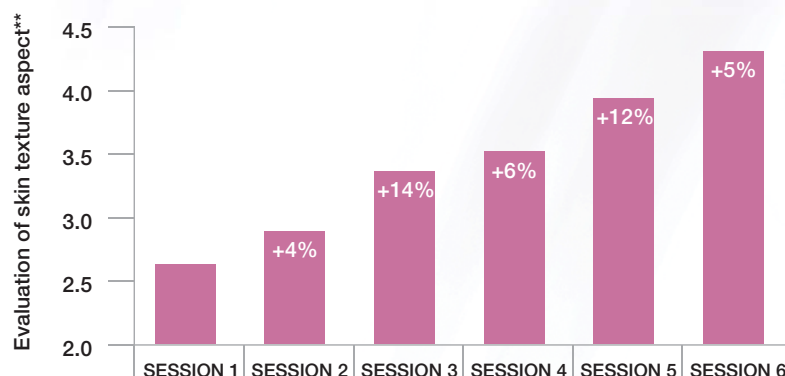
AFTER 4 peel sessions
with an evolving percentage

Skin texture refined,
imperfections minimised

CUMULATIVE RESULTS AS SESSIONS CONTINUE



Radiance
of the complexion
+56%



Uniformity
of skin texture
+48%

- **95% of patients** would recommend the treatment to their friends.*

Treatment protocol

MEDICAL PRESCRIPTION

It is recommended for the patient to start treatment at home 15 days before the 1st peel in the practitioner's office, to prepare the skin and potentiate the effects of the medical glycol peel. This treatment must also be used between each peel session.

- **15 days before a medical peel session: Teosyal Radiant Night Peel 10%** (for fine skin) or **15%** (for normal skin or skin already used to a medical peel), to be applied every evening.
- **During the 72 hours following the medical peel session: Teosyal Pre/Post** to be applied as often as necessary during the day. This cream soothes the skin and accelerates the regeneration process.

TREATMENT PROTOCOL

1 CLEANSE

TEOSYAL PRE PEEL CLEANSER

Cleanse patient's skin before a medical peel to remove dead cells and sebum from the surface. Apply over the whole face, then remove excess with gauze.

2 TREAT

TEOSYAL AHA PEEL 20%, 35%, 50%, 70%

Put 2 ml of the chosen concentration into a bowl. Apply over the entire face using an applicator brush. Develop for about 1 minute, depending on the skin's phototype and the area to be treated.

3 NEUTRALIZE

TEOSYAL POST PEEL NEUTRALIZER

Neutralize the entire face as soon as signs of redness, bleaching or desquamation appear. Then cleanse the face using cotton wool or a compress soaked in water.

4 SOOTHE

TEOSYAL PRE POST

A few minutes after the medical peel, apply Teosyal Pre/Post, a skincare product enriched in Arnica extract, in a thick layer for the patient's immediate comfort.

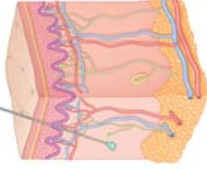
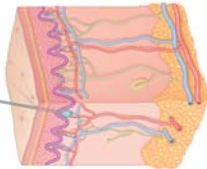
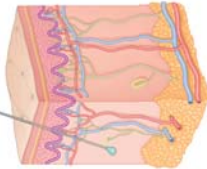
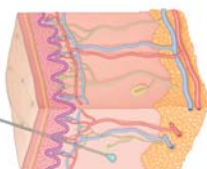
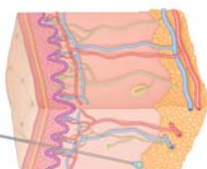
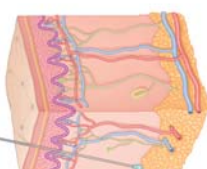
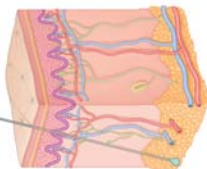
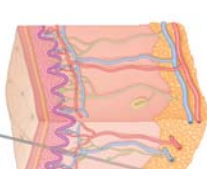
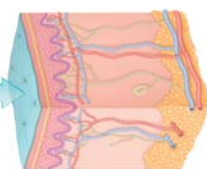
Packaging



Mini Lab Kit

A unique ready-to-use kit.
Each product is also available individually.

TEOSYAL® RANGE - INDICATIONS AND SUMMARY TABLE

	TEOSYAL® Redensity [I] Light Filling	TEOSYAL® First Lines PureSense First Lines	TEOSYAL® Global Action PureSense Global Action	TEOSYAL® Touch Up	TEOSYAL® Deep Lines PureSense Deep Lines	TEOSYAL® Kiss PureSense Kiss	TEOSYAL® Ultra Deep PureSense Ultra Deep	TEOSYAL® Ultimate PureSense Ultimate	TEOSYAL® Peeling
Composition	Non cross-linked HA + demo-restructuring complex	AH réticulé	AH réticulé	AH réticulé	AH réticulé	AH réticulé	AH réticulé	AH réticulé	Glycolic acid 20%, 35% 50% et 70%
HA concentration	15mg/g	20 mg/g	25 mg/g	25 mg/g	25 mg/g	25 mg/g	25 mg/g	22 mg/g	
Lidocaine concentration	PureSense 0,3 %	PureSense 0,3 %	PureSense 0,3 %	PureSense 0,3 %	PureSense 0,3 %	PureSense 0,3 %	PureSense 0,3 %	PureSense 0,3 %	
Volume-creating capability	○ ○ ○ ○ ○ ○	● ○ ○ ○ ○ ○	● ● ● ○ ○ ○	● ● ● ○ ○ ○	● ● ● ○ ○ ○	● ● ● ○ ○	● ● ● ○ ○	● ● ● ● ● ●	
Needle	30G 1/2	30G 1/2	30G 1/2	30G 1/2	27G 1/2	27G 1/2	27G 1/2	23G1	
Injection areas and indications	Rehydration and redensification of the dermis. Face, neck, neckline.	Correction of superficial wrinkles: fine lines and wrinkles on thin skin	Filling of all moderately pronounced wrinkles on the full face	Ideal for touch-ups to complement a first Teosyal injection	Filling deep wrinkles	Harmonization of volume and lip contour	Redefinition of facial contours Correction of very deep wrinkles in thick skin	Creation of volume (cheek bones, cheeks, chin, temporal area)	Cell renewal accelerator, improves the skin's surface quality
Injection area	Reticular dermis 	Papillary dermis 	Reticular dermis 	Reticular dermis 	Deep dermis 	Deep dermis 	Hypodermis 	Subdermis or pre-periosteal 	Epidermis. Topical application. 
Blister pack	1 x 3 mL 2 x 1 mL	2 x 0.7 mL	2 x 1 mL	2 x 0.5 mL	2 x 1 mL	2 x 1 mL	2 x 1 mL 2 x 1.2 mL	1 x 3 mL	60 ml bottle
Estimated duration before touch up*	To repeat twice a year	6 months on average	up to 9 months on average	9 months on average	9 months on average	up to 9 months on average	12 months on average	up to 18 months on average	To repeat twice a year

* Average duration depends on several factors : patient's skin type, severity of the wrinkle to be corrected, type of injection and volume injected.